

ARTIS 3 DUO TILT TRIMLESS

SNOOT MULTI-AXIS TILT
TRIMLESS DOWNLIGHT
LUMINAIRE



FIXTURE
COLOUR OPTIONS



Matt White



Matt Black

ELR[®]

- Compatible with 35 and 50 series LED modules
- Colour temperature options: 2700K, 3000K, 3500K, 4000K, 5000K, tuneWHITE™, WARM DIM, flexiK
- Colour rendering index: 85 or 95
- Up to 50,000 hours L80 lamp life with LM80 tested LED chip packages
- Beam pattern options: 10°, 20°, 35°, 60° (depending on LED module)
- Luminous flux: 620lm to 3200lm (depending on LED module)
- Supplied with phase/0-10V/DALI dimmable LED driver
- 115mm x 240mm cutout
- +/-30° multi-axis tilt
- ATePS™ Automated Thermal Protection System
- ComfyEYE, reduced flicker percentage
- X-BEAM, maximising light output ratio with converging optical lens
- Interchangeable LED module system
- Optional linear spread lens, colour, light effect filters and honeycomb anti-glare louvre



The information above is at nominal values accuracy of +/-7%.

AVAILABLE OPTIONS

LED MODULE



MR16



35/50N

TEMPERATURE



2700K

3000K

3500K

4000K

5000K



ProART



tuneWHITE™



WARM DIM



flexiK

DRIVER



(PH)



(AN)



(DA)

ACCESSORIES



Honeycomb
Anti-Glare Louvre



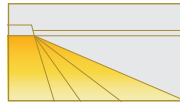
Soft Lens



Linear
Spread Lens

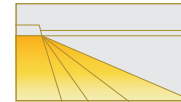
BEAM ANGLE

SINGLE CCT
35 NEST / 50 NEST



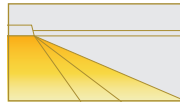
10° 20° 35° 60°

WARM DIM
35 NEST / 50 NEST



10° 20° 35° 60°

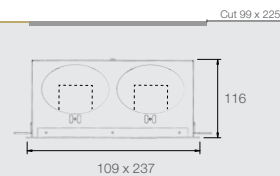
tuneWHITE™
50 NEST



20° 35° 60°

DIMENSIONS (MM)

**Displayed height measurements are for highest point of tilting.*

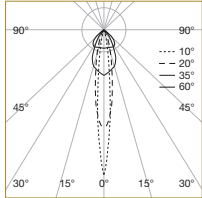


PHOTOMETRICS

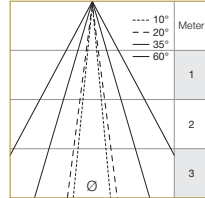
ARTIS 3 SQUARE

50 PRO

POLAR DIAGRAM



CONE DIAGRAM



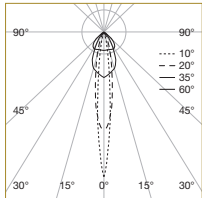
Ø = DIAMETER

	E _{max} (lx)			
	10°	20°	35°	60°
E (0°)	9836	9043	3748	1298
Cone DØ (m)	0.19	0.26	0.58	1.09
E (0°)	2459	2260.75	937	324.5
Cone DØ (m)	0.38	0.52	1.16	2.18
E (0°)	1093	1005	416	144
Cone DØ (m)	0.57	0.78	1.74	3.27

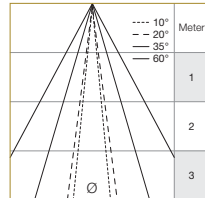
Correction Factor : 50C - f = 0.8
50N - f = 0.63
35N - f = 0.5

50 NEST WARM DIM

POLAR DIAGRAM



CONE DIAGRAM



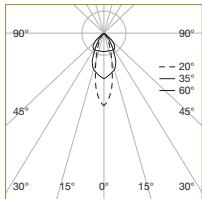
Ø = DIAMETER

	E _{max} (lx)			
	10°	20°	35°	60°
E (0°)	3178	1785	1050	364
Cone DØ (m)	0.19	0.35	0.58	1.09
E (0°)	794.5	446.25	262.5	91
Cone DØ (m)	0.38	0.70	1.16	2.18
E (0°)	353	198	117	40
Cone DØ (m)	0.57	1.05	1.74	3.27

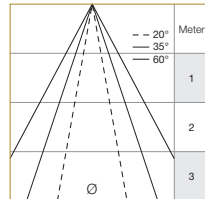
Correction Factor : 35N - f = 0.74

50 PRO tuneWHITE™

POLAR DIAGRAM



CONE DIAGRAM




Ø = DIAMETER

	E _{max} (lx)		
	20°	35°	60°
E (0°)	4249	2499	866
Cone DØ (m)	0.35	0.58	1.09
E (0°)	1062.25	624.75	216.5
Cone DØ (m)	0.70	1.16	2.18
E (0°)	472	278	96
Cone DØ (m)	1.05	1.74	3.27

Correction Factor : 35N - f = 0.6

ARTIS 3 SQUARE

ORDERING MATRIX CHART



FIXTURE							SINGLE CCT LED MODULE				DRIVER
Type	Head	Trim Options	Shape	Angle	Colour	Accessories	LED Power	Beam Angle	Colour Temp	CRI	Dimming
ARTIS-3											
U	UNO	Trim	SQ Square	TL Tilt	WH Matt White	None	35N 6W	10 10°	27 2700K	Standard	ND Non-Dim
D	DUO	X Trimless			MB Matt Black	AGL Anti-Glare Louvre	50N 7.5W	20 20°	30 3000K	PA ProART	PH Phase
T	TRIO					SL Soft Lens		35 35°	35 3500K		AN 0-10V
						LSL Linear Spread Lens		60 60°	40 4000K		DA DALI
									50 5000K		
WARM DIM LED MODULE										DRIVER	
							35N 6W	10 10°	WD WARM DIM	PA ProART	PH Phase
							50N 7.5W	20 20°			AN 0-10V
								35 35°			DA DALI
								60 60°			
*10° Beam angle option is only available with 35N and 50N WARM DIM LED Modules.											
tuneWHITE™ LED MODULE										DRIVER	
							50N 7.5W	20 20°	TW18 tuneWHITE™ 1800K-4000K	PA ProART	DA DALI
								35 35°	TW27 tuneWHITE™ 2700K-6500K		
								60 60°			
flexiK LED MODULE										DRIVER	
							50N 7.5W	20 20°	FK## flexiK	PA ProART	DA DALI
								35 35°			
								60 60°			

example: ARTIS-3.U.X.SQ.TL.WH.SL.50N.35.30.DA

*Custom RAL colour options available.

denotes the first two digits of preferred CCT ranging from 1800K to 6500K by increment of 100K (ELR 100 PRO 25W LED Module, 35° Beam Angle, 3500K CCT, ProART CRI>95, Phase Dimmable Driver)